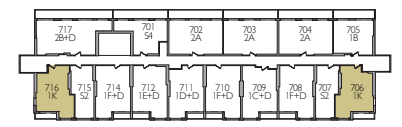
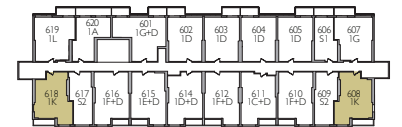
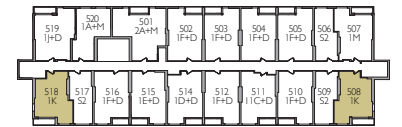
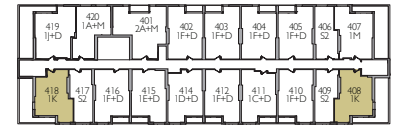


S U I T E
1K
 W
 ONE BEDROOM
547 SQ FT
 (4TH FLOOR - PLUS 250 SQ FT TERRACE)
 (5TH, 6TH & 7TH FLOOR - PLUS 40 SQ FT BALCONY)



MATRIX
 DEVELOPMENT GROUP

All renderings are artist's concept. Actual usable space may vary from stated area. Dimensions, specifications and architectural detailing are subject to changes without notice. Suite and outdoor space may vary on different floors. E. & O. E.